

The following is a summary of the waste composition for Barriere’s waste and recycle stream. The waste and recycle stream was characterized during the Thompson-Nicola Regional District waste composition study during the May 2021 sorting event. The study was conducted by Tetra Tech Canada (Tetra Tech) at the Lower Nicola Eco-Depot in Merritt, British Columbia. The waste sample was approximately 98.65 kg and recycle sample was approximately 56.65 kg and Tetra Tech staff hand sorted the sample into 12 primary categories, which were further broken down into 75 secondary categories.

Figure 1 represents the average material composition found in the Barriere residential waste stream. This is a snapshot of the types and relative quantities of materials that were collected from the residential curbside waste program. Materials collected were primarily compostable organics (33.1%), plastic products (20.0%), paper products (19.2%), and non-compostable organics (8.5%), by weight.

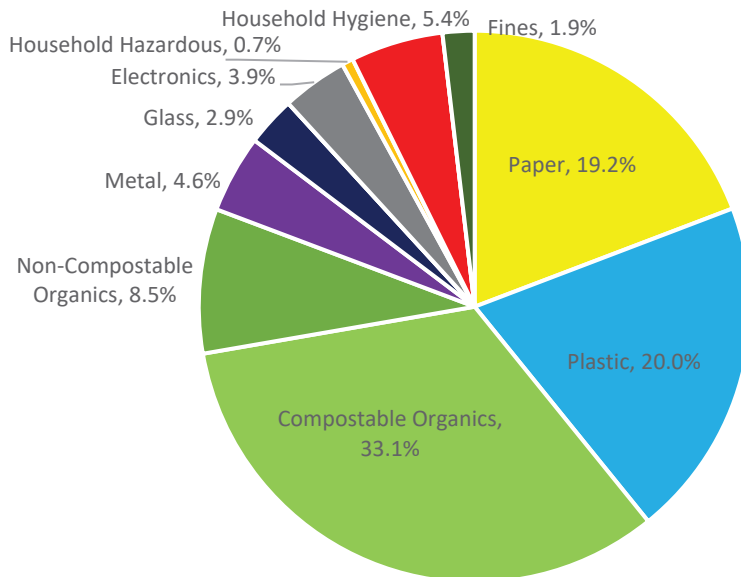


Figure 1: Composition of Barriere waste stream in May 2021

Figure 2 summarizes the diversion found in Barriere’s residential curbside waste stream. Of the characterized sample, 43.3% of the material was found to be compostable and 18.2% was drop off, 17.2% recycling, and 4.9% other product stewardship programs.

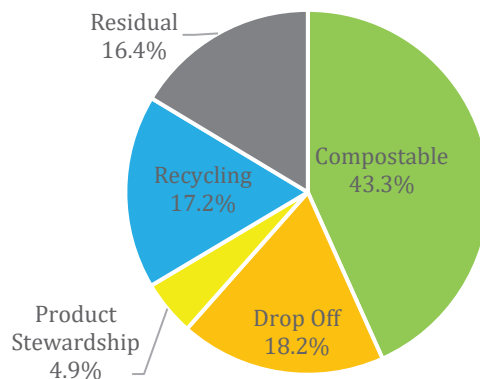


Figure 2: Contamination in Barriere Garbage Stream

Figure 3 represents the average material composition found in the Barriere Recycling stream. This is a snapshot of the types and relative quantities of materials that were collected from the residential curbside recycling program. Materials collected were primarily plastic products (53.7%), metals (35.6%), metals (5.3%), and paper products (9.0%), by weight.

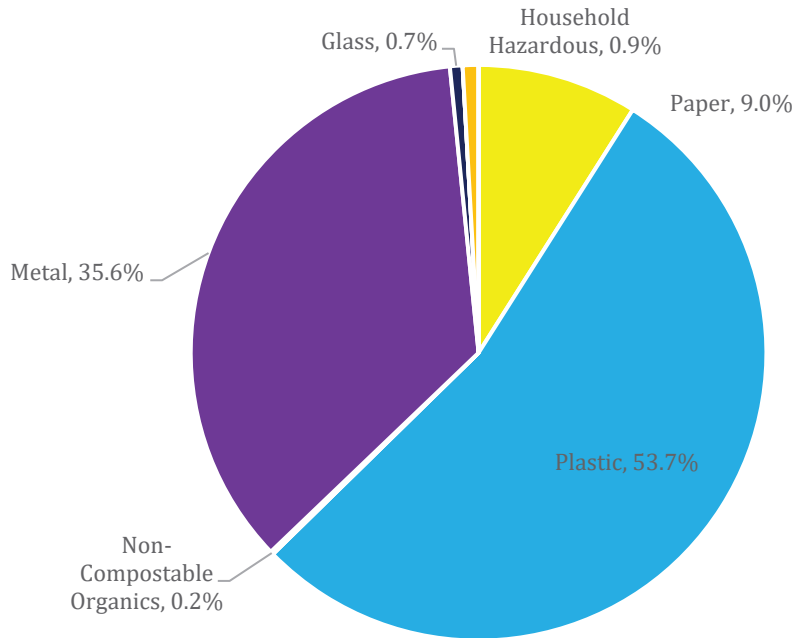


Figure 3: Composition of Barriere Recycling Stream in May 2021

Figure 4 summarizes the diversion in Barriere’s residential curbside recycling stream. Of the characterized sample, 92.2% of the material was found to be recyclable and 3.5% was considered a part of product stewardship programs, and 1.1% drop off.

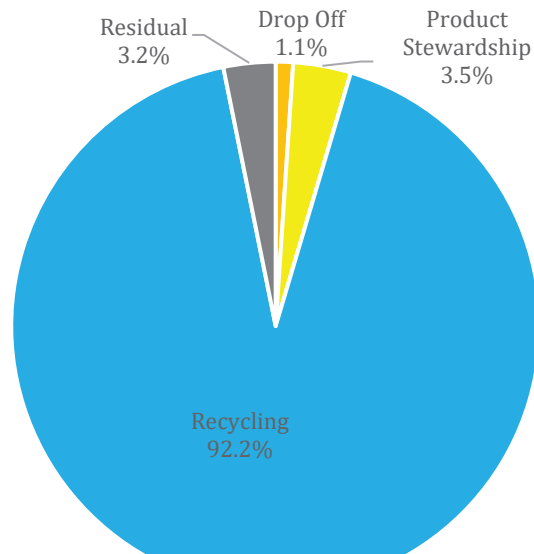


Figure 4: Diversion in the Barriere Recycling Stream

PHOTOS AND EXAMPLE OF CONTAMINANTS



Photo 1: Styrofoam



Photo 2: #2 Natural plastic



Photo 3: Cardboard



Photo 4: Books



Photo 5: Unavoidable food waste



Photo 6: Diapers

Please contact eba.wastestudy@tetrattech.com for additional questions/inquires.